

Big Project? No Problem

If your storage requires a more bespoke solution, we can help.

We can advise you on a wide range of systems which will help increase your storage efficiency

After discussing your requirements with you, we will design, project manage & install your system, helping you implement the new facility with the minimum of disruption.

From mezzanines to conveyors, from drive-in racking to multi-tier structures, we are here to help.

If you have a project brief to take forward or would like to arrange a site survey, just pick up the phone & talk to us.

Contents:

Industrial Buildings	2 & 3
Partitions & Guards	4 to 10
Barrier Systems	11
Carousels	12

COMPLETE PROJECTS & INSTALLATIONS

A mezzanine floor is a quick & easy way of utilising the available height of a building, by doubling or even tripling the available floor space. Installed quickly & cost effectively, a mezzanine floor can prove to be a rational alternative to relocating your business or expanding your premises. Mezzanine Floors are typically designed as free-standing platforms & comprise cold rolled galvanised secondary floor beams bolted into the main universal beams, in turn supported by rolled hollow section steel columns. This structure is topped with a tough 38mm thick tongue & grooved particle board, although we can provide alternatives when required.

Applications:

Storage purposes


Installing a mezzanine floor is an ideal way to solve any storage issues that your company might have. Shelving & racking can be installed on the storage level, or it can just provide a new storage platform for palletised goods.

Office accommodation

By utilising the available headroom in your premises with a mezzanine floor, additional office space can quickly be created. This is a relatively cost effective solution, allowing a business to increase its headcount, under the same roof!

Retail sales space

A Mezzanine floor can be used to increase retail floor space. Our floors fit seamlessly into a retail space, and we have a huge selection of high quality decking, staircases & handrail options to choose from.



Industrial Buildings

They apply next to no ground loadings & require minimal civil engineering. They also provide instant undercover space, especially in yard areas which would otherwise be impractical to develop, for example, quarry locations & gravel pits. Their ability to retract releases production space, vehicular loading areas & undercover preparation areas for a fraction of the cost of traditional steel-framed building prices



Hire Range

Our hire range is an excellent way to save money on medium term accommodation requirements covering term from 3 months to 24 months. We have a unique low cost fixing mechanism, which is guaranteed to both save you money and allow instant storage solutions straight onto existing ground surfaces without the need to resort to expensive ground preparation works, yet still have full technical information on ground bearing pressures at fixing locations (essential for building regulations & safe installations).

Retractable or Fixed Frame Buildings

Our range of retractable and fixed frame buildings provides precision space for covered operational requirements for loading, holding and processing work. These buildings are available with modular docks and loading bays, both level & raised, offering retractable solutions for restricted access. As with the hire range, they will easily disassemble for transport to other locations.

Portal or Mono Pitch Frame Buildings

Portal frame and mono-pitch sheds and buildings provide total business accommodation solutions & may be fitted out by us with storage, crange, mezzanines and partitions providing you with the perfect modular accommodations at an affordable cost.

Guide Prices

Height to Eave	Span	Single Skin		Fully Insulated	
		Starter Bay	Add-On Bay	Starter Bay	Add-On Bay
Portal Frame Pitched Roof (6M Frame Pitch)					
3m	6m	£5,706.90	£3,855.60	£6,793.20	£4,957.20
4m	8m	£8,629.20	£5,905.80	£10,954.80	£8,231.40
5m	12m	£13,096.80	£9,241.20	£14,871.60	£12,546.00
6m	15m	£18,895.50	£14,076.00	£22,934.70	£18,115.20
7m	20m	£26,010.00	£18,666.00	£31,273.20	£23,929.20
Mono Pitched Roof (4M Frame Pitch)					
3m	3.5m	£2,206.25	£1,499.40	£2,634.65	£1,927.80
4m	5m	£3,519.00	£2,448.00	£4,437.00	£3,672.00
5m	6m	£4,314.60	£3,182.40	£5,814.00	£4,528.80
6m	7m	£5,569.20	£4,528.80	£7,405.20	£5,752.80
7m	8m	£6,670.80	£4,957.20	£9,172.35	£7,191.00

Accessories

Name	Goods Doors Roller Shutter				Steel Pedestrian Doors (5 Lever Lock)		Fire Exit Doors with Panic Bar		Roof Lights	Window Frame	
Size	2.5 x 3m	3 x 3m	4 x 4.5m	5 x 5.2m	1 x 2.2m	1.2 x 2.2m	1 x 2.2m	1.2 x 2.2m	1 x 2.2m	1.1 x 1.2m	1.1 x 2m
Price	£2,142.00	£2,754.00	£3,672.00	£4,590.00	£734.40	£887.40	£956.25	£1,071.00	£3,825.00	£459.00	£688.50

Foundations *guide price per square metre

Name	Helical Pile Anchor Foundations					Concrete Block Foundations		
Size	600mm	750mm	1m	1.2m	2m	0.750m³	1m³	1.5m³
Price	£198.90	£298.35	£420.75	£459.00	£657.90	£604.35	£879.75	£2295.00



CUSTOM DESIGNS & FLEXIBLE SOLUTIONS

Loading Bay Equipment

From High Speed Doors to Loading Bays and Dock Shelters to Dock Levellers we have the right solution for you.

High Speed Doors

With opening & closing rates of 1 mps & a range of auto-operating options, these doors really speed up work, reduce accidents & help temperature management in the workplace. They can be fitted & operational in a day & have a low cost of ownership.

Loading Bays


A solution to loading on demand and fast roll-on / roll-off pallet and product turnaround times. Prepare and marshal in advance or turn round HGV traffic in half the time with pedestrian control handling equipment and drive-in fork truck traffic. The systems have many safety and operational accessories all with proven results that cut costs and improve efficiency in the supply line process. Levellers can be made to task and have doors available as part of the package for the fully integrated door and dock leveller solutions.

Dock Shelters

Keep cargos dry & free of packaging contaminated by sealing off the trailers during loading. Need something out of the ordinary? Then ask about our retracting tunnel shelters, canopies, 'angled' docks & pull-out shelters, all accompanied by a full range of goods lifts, scissor lifts up to a 100 tonnes, loading platforms & fast doors. If this doesn't fix the problem, request an engineer & we will make it for you.

Dock Levellers

Dock levellers enable trailers to be left and marshalling to be conducted on the trailer, freeing up valuable floor space. It takes pressure away from warehousing and manufacturing operations whilst allowing hauliers the luxury of not having tractors permanently tied up awaiting loading/unloading. The speed of operations dramatically improves vehicle turn roundtime, which in turn means lower distribution costs. Need something special? Just ask!



Titan Double Skin Partitions

Titan is a high quality double skin partitioning system ideal for clean room applications. Its two-line junction keeps dust & particle leakage to a minimum, & its powder coated finish is an ideal surface for clean environments where a degree of cleanliness is required.



**AVAILABLE ON
RAPID DELIVERY**

**PRICE ON
APPLICATION**

**ASK ABOUT OUR
INSTALLATION SERVICE**



A high-quality double skin system that is ideal for cleanroom & office applications where appearance is important. When used in conjunction with the correct HVAC system, Titan is ideal for working toward an ISO 14644-1 class 5 cleanroom environment.

Options:

- » Flush double glazing with integral magnetic blinds; coved & bull-nosed skirting
- » Anti-static / electro-dissipative & anti-microbial powder coating
- » Sound reduction

Standard Powder Coated Colours:

Panels:

- » RAL9010
- » Other colours available upon request



Elan Double Skin Partitions

The Elan System is a high quality double skin steel partitioning system which provides flexible solutions for both office & factory applications where appearance & aesthetics are important. This system is available in both non-fire & fire rated versions; please contact us to discuss your requirements.

**AVAILABLE ON
RAPID DELIVERY**

**ASK ABOUT OUR
INSTALLATION SERVICE**



Ideal for offices, facility areas, machine enclosures etc, where sound reduction & insulation are important.

Options:

» Fire rating, double glazing, ceilings & venetian blinds

Standard Powder Coated Colours:

Panels: sandstone, medium grey, white or light grey



The below price is a guide. Specific prices for projects are available upon request

BUDGET PRICE (per linear metre)

£269.00

Bastion & Sigma Single Skin Partitions

Economic heavy duty angle-framed single skin partitioning system with superb strength & adaptability. Its robust angle frame makes it the ideal choice for creating a highly secure perimeter around any area.



Bastion



Sigma



Sigma

**AVAILABLE ON
RAPID DELIVERY**

**ASK ABOUT OUR
INSTALLATION SERVICE**

Bastion

Heavy duty industrial partitioning suitable for harsh environments. It provides secure storage & screening & can feature a combination of full steel, mesh & glazing.

The below price is a guide. Specific prices for projects are available upon request	
BUDGET PRICE (per linear metre)	£141.00

Sigma

Demountable & relocatable medium duty partitioning, ideal for applications requiring high quality appearance.

The below price is a guide. Specific prices for projects are available upon request	
BUDGET PRICE (per linear metre)	£155.00



Office Partitioning

A Partition Wall creates a dynamic, functional working environment. Demountable Partition Walls allow you to reconfigure the space as your business requirements evolve. Glass Partition Walls in an office environment create light, open spaces whilst maintaining privacy, security & control over sound, temperature & lighting needs of individual areas.

**PLEASE CALL US
FOR FURTHER
DETAILS & ADVICE**

Make the most of your space...

You may require a more open plan office or the opposite. Utilising the flexibility that Office Partitioning gives, you are able to create the space & / or individual working areas that you need. Having the option to increase privacy, sound reduction or add fire protection routes.

Whether it is a simple alteration or a complete office refurbishment it needn't be a daunting task. With our expertise, experience & skills in space planning we will endeavour to meet your requirements no matter how big or small the project may be.

- » Quick & easy installations - tailored to your individual requirements
- » Utilise space & create privacy where needed
- » Re-locatable – can be moved or extended to suit your future needs
- » Wide range of designs, finishes & accessories available
- » Fully glazed or partial glazed modules & doors
- » Fire resistance of up to 60mins
- » Sound reduction up to 50dB Rw
- » Integral colour co-ordinated blinds & other furnishings are available




Anti-Collapse System Pallet Rack Safety Screen

In logistics systems based on height, there is a risk that staff will be injured by goods that fall down or are accidentally knocked down from a pallet rack. Our sturdy anti-collapse mesh prevents injuries caused by falling objects. The system is designed for safe handling & warehousing in logistics environments.



AVAILABLE ON
 RAPID DELIVERY

ASK ABOUT OUR
 INSTALLATION SERVICE



A Pallet rack mesh safety screen which helps prevent accidents whilst handling & storing goods.

Panels are available in 3 sizes with a choice of 100 x 50mm, 50 x 50mm or 25 x 25mm mesh apertures. Also various size stand-off brackets are available. The Anti Collapse Safety Bracket & System is capable of withstanding impact of up to 2000 Joules.

The below price is a guide. Specific prices for projects are available upon request	
BUDGET PRICE (per linear metre)	£27.00



Drop Over Shelving for Pallet Racking

We offer Drop Over shelving solutions for pallet racking to suit all warehouse racking situations.

**AVAILABLE ON
RAPID DELIVERY**

**PRICE ON
APPLICATION**

**ASK ABOUT OUR
INSTALLATION SERVICE**



Mesh shelves can be adapted to the majority of existing needs, including solution with integrated “back stop” and/or dividers. The size of the mesh decking can be adapted to different products and the size of the overhang can be adjusted, for example so as not to conceal the pallet labels. We also offer tailor-made, specifically adapted mesh shelves that are a very cost-effective solution for specific needs.

Mesh shelves are secure, flexible & relocatable. No fixings are required as the panels are held in place by their own weight with angle sections or formed wire mesh.

- » Recommended by Fire Authorities & Insurance Companies for premises with sprinkler systems installed
- » Dividers optimise storage space
- » Custom made to fit requirements
- » Ideal for underguarding below conveyors


Caelum
Industrial Mesh Partitions

Caelum is a modular mesh panel system that is specifically designed for factory & warehouse division. Panels are constructed using strong, durable steel frames. We also offer a variety of posts & fixings for attaching panels to the floor & ceiling.



AVAILABLE ON
RAPID DELIVERY

ASK ABOUT OUR
INSTALLATION SERVICE



A necessity for all storage & security applications where mesh walls & ceilings are required.

Available Options:

- » Powder coated or galvanised finish
- » Hinged or sliding doors
- » Variety of locking arrangements (Europrofile cylinder lock or padlock)
- » 50 x 50 mm mesh aperture or 25 x 25 mm mesh aperture available

The below price is a guide applicable for standard Grey RAL 7037 finish & a nominal 2200mm standard height & 50 x 50 mm mesh aperture. Specific prices for projects are available upon request	
BUDGET PRICE (per linear metre)	£111.00



STOMMPY® Flexible Barrier Systems - Pedestrian Area Protection

Pedestrian and vehicles are often in close contact within company premises. When they share the same operational spaces, it is necessary for Health and Safety to highlight and regulate their respective areas. Designed to be modular, our pedestrian segregation barriers are easy to install, easy to clean and maintain as well as being weather resistant, UV tested and suitable for food and pharmaceutical environments. Available with LED lights for use in outdoor areas. If pedestrians are in a high-risk area, a suitable safety guardrail designed to withstand impacts can be installed independently in front of the pedestrian handrail or segregation barrier.



Racking, Wall, Machinery and Door Protection

A range of impact bollards and guardrails available to protect vulnerable parts of warehouse racking, walls, equipment and doors. Bumps, scrapes and collisions inevitably lead to damage, safety concerns and extra repair costs. High visibility bollards with LEDs available for external use in road and traffic areas.




Unique FIXA Block System® with 5 Year Guarantee*

STOMMPY® impact safety systems offer exceptional resistance as they are made from our patented high performance polymer, Tecklene®. This is a flexible, strong, easy to clean and it doesn't rust or need repainting. In addition to general warehouse use, it is certified for use in all food and pharmaceutical environments.

Our patented floor anchor FIXA Block System® has increased the pull-out resistance of the floor fixing to over four times that of a traditional anchor. All barriers/bollards are fixed within their footprint which ensures bolt heads cannot be pulled out of the floor.

**FULL SURVEY & INSTALLATION
SERVICE AVAILABLE**



i Information

Tested to stop:
D120 Rail—4030kg @ 9.6mph
D140 Bollard—4030kg @ 7.9mph

*The guarantee is subject to installation by our engineers & based on standard warehouse operation.

THE COMPLETE STORAGE SOLUTION FOR YOUR WORKSPACE.....

The ideal solution for everyday use in an efficient & organised work environment. The **New Storage Lift Systems from the acclaimed ICAM** are bespoke manufactured high quality intelligent automated systems. Intelligent because they exploit all the available space, manage data, & continually update information, & increase productivity, which in return enables the work environment to become more efficient and organised. Whether it is within the warehouse, stores or office we have a bespoke solution for your business. These systems feature the following;

- ✓ Almost 1 billion configurations available to suit your business needs
- ✓ Single Column or multiple columns that don't effect pick to pack times
- ✓ Works on both horizontal & vertical axis's
- ✓ Inclusive of PC & basic software
- ✓ Multiple PC's and Picking ports within the same machine without compromising efficiency
- ✓ Flexible both horizontally & vertically
- ✓ Complete back up service with remote monitoring
- ✓ Linkable to any software already in house
- ✓ A storage Carousel machine is also available called the Rotar

Working within a budget? We offer refurbished systems at affordable prices.

Refurbished Storage Machines:

- ✓ Carousel systems
- ✓ Lift Storage systems
- ✓ Kardex, Megamat, Linpic, Hanel, Euromat, Modula
- ✓ Loler inspections and safety checks
- ✓ Breakdown service
- ✓ Relocations on site or to new premises
- ✓ Modifications & upgrades
- ✓ Software installations and upgrades

**PLEASE CALL US
FOR FURTHER
DETAILS & ADVICE**

