

Heavy Duty Shelf Trucks



DT809Y with
2 x DTS08S

300kg
evenly
distributed

7 day
delivery

**LOWER
PRICES**



Assembly Available
To have the product delivered
to you assembled please quote
code & price with order



Base / Shelf Size mm	Overall Size L x W x H mm	Wt kg	Assembly Code / Price	Model	Price
960 x 660	1035 x 705 x 1750	52.5	ASF / £40	DT809Y	£449.25
1160 x 760	1235 x 805 x 1750	57	ASF / £40	DT810Y	£488.30
Optional Shelves (must be ordered with the Heavy Duty Shelf Trucks)					
Shelf to Suit DT809Y - 960 x 660		12	-	DTS08S	£44.30
Shelf to Suit DT810Y - 1160 x 760		13.5	-	DTS10S	£45.80

- » Ideal for use in factories, warehouses etc.
- » Standard unit comes with 1 x shelf but the unit can hold 2 further shelves (available as extras)
- » Load capacity per shelf: 30kg
- » Heavy duty veneer removable shelves
- » 2 fixed & 2 swivel braked castors - 200 x 50mm rubber

Heavy Duty Distribution Trucks with Steel Shelves



LOWER PRICES

Information

AVAILABLE WITH OR WITHOUT DOORS

**FROM ONLY
£454.10**



DT403Y

DT701Y & 3 x DTS07S

- » Available with or without lockable doors
- » 2 fixed & 2 swivel braked 200mm rubber castors
- » DT403Y & DT401Y: comes with the base and the unit can hold an additional 2 shelves (available as extras) which can be placed at 690 & 1090mm heights
- » DT703Y & DT701Y: comes with the base and the unit can hold an additional 3 shelves (available as extras) which can be placed at 630, 1050 & 1440mm heights
- » Load capacity per shelf: 50kg

Assembly Available

To have the product delivered to you assembled please quote code & price with order


Description	Base / Shelf Size mm	Overall Size L x W x H mm	Weight kg	Assembly Code / Price	Model	Price
Heavy Duty Distribution Trucks - 1490mm high						
Without Doors	860 x 620	900 x 650 x 1490	54	ASF / £40	DT403Y	£454.10
With Lockable Doors	860 x 620	900 x 650 x 1490	68	ASF / £40	DT401Y	£487.45
Large Heavy Duty Distribution Trucks - 1790mm high						
Without Doors	1150 x 750	1270 x 750 x 1790	68	ASF / £40	DT703Y	£491.45
With Lockable Doors	1150 x 750	1270 x 750 x 1790	87	ASF / £40	DT701Y	£522.15
Optional Shelves (must be ordered with the Heavy Duty Distribution Truck)						
Optional Shelves to Suit the DT403Y or DT401Y - Shelf Size: 860W x 620Dmm					DTS04S	£58.00
Optional Shelves to Suit the DT703Y or DT701Y - Shelf Size: 1150W x 720Dmm					DTS07S	£59.15

Distribution Trucks & Roll Containers

Heavy Duty Distribution Trucks



DT603Y & 2 x DTS06S



DT603Y



DT601Y & 2 x DTS06S

Heavy Duty Distribution Trucks - 1490mm high



DT903Y & 3 x DTS09S



DT903Y



DT901Y

Large Heavy Duty Distribution Trucks - 1790mm high

Heavy Duty Distribution Trucks



i Information

**NOW AVAILABLE
WITH OR
WITHOUT DOORS &
1490H OR 1790H**

**FROM ONLY
£446.10**



DT601Y

DT901Y & 3 x DTS09S

**LOWER
PRICES**

- » Available with or without lockable doors
- » 2 fixed & 2 swivel braked 200mm rubber castors
- » DT603Y & DT601Y: comes with the base and the unit can hold an additional 2 shelves (available as extras) which can be placed at 690 & 1090mm heights
- » DT903Y & DT901Y: comes with the base and the unit can hold an additional 3 shelves (available as extras) which can be placed at 630, 1050 & 1440mm heights
- » Load capacity per shelf: 30kg

Assembly Available

To have the product delivered to you assembled please quote code & price with order

Description	Base / Shelf Size mm	Overall Size L x W x H mm	Weight kg	Assembly Code / Price	Model	Price
Heavy Duty Distribution Trucks - 1490mm high						
Without Doors	860 x 620	900 x 650 x 1490	54	ASF / £40	DT603Y	£446.10
With Lockable Doors	860 x 620	900 x 650 x 1490	68	ASF / £40	DT601Y	£478.10
Large Heavy Duty Distribution Trucks - 1790mm high						
Without Doors	1150 x 750	1270 x 750 x 1790	68	ASF / £40	DT903Y	£481.90
With Lockable Doors	1150 x 750	1270 x 750 x 1790	87	ASF / £40	DT901Y	£499.50
Optional Shelves (must be ordered with the Heavy Duty Distribution Truck)						
Optional Shelves to Suit the DT603Y or DT601Y - Shelf Size: 860 x 620					DTS06S	£46.75
Optional Shelves to Suit the DT903Y or DT901Y - Shelf Size: 1150 x 750					DTS09S	£45.80

Distribution Trucks & Roll Containers

Folding Shelf Trucks

- » Folding shelves & ends enable these units to fold flat for compact storage
- » Tubular steel construction with steel shelves
- » Mobile on 4 swivel, 2 braked, 100mm rubber castors

Information

FOLDS IN SECONDS



Bolt which holds shelf in folded position



CI9002 Folded



CI9002

100kg
evenly
distributed

**PRICES
HELD**



CI9003

No of Shelves	Overall Size - Open L x W x H mm	Overall Size - Folded L x W x H mm	Weight kg	Model	Price
2	850 x 460 x 1040	850 x 150 x 1040	19.5	CI9002	£191.95
3	850 x 460 x 1502	850 x 180 x 1502	28	CI9003	£233.85

Heavy Duty Roll Containers

- » Demountable units with stackable bases
- » Constructed from tubular box section
- » Mobile on 2 fixed & 2 swivel 100mm nylon castors



Description	Overall Size L x W x H mm	Internal Size L x W x H mm	Weight kg	Model	Price
Base & 2 Ends	1100 x 848 x 1690	1000 x 800 x 1500	36	RB9501	£642.85
	1540 x 848 x 1690	1440 x 800 x 1500	46	RB9502	£729.20
	2100 x 848 x 1690	2000 x 800 x 1500	60	RB9503	£828.70
Optional Extras (factory fitted)					
Full Side	990 x 25 x 1500	To Suit RB9501	9	RC9501	£113.35
	1430 x 25 x 1500	To Suit RB9502	12	RC9502	£143.30
	1990 x 25 x 1500	To Suit RB9503	17	RC9503	£179.85
Half Drop Side	990 x 25 x 1500	To Suit RB9501	10	RH9501	£135.55
	1430 x 25 x 1500	To Suit RB9502	14	RH9502	£174.45
	1990 x 25 x 1500	To Suit RB9503	20	RH9503	£208.30
Rod Infil Shelf	980 x 730 x 25	To Suit RB9501	5	RS9501	£70.75
	1420 x 730 x 25	To Suit RB9502	7	RS9502	£97.30
	1980 x 730 x 25	To Suit RB9503	10	RS9503	£138.95



RB9502 shown with RC9502, RH9502 & RS9502

RB9502 shown with RC9502

Storage Vault Cabinets

NEW




i Information

**STATIC UNITS
AVAILABLE - PLEASE
SEE PAGE 284**



DC21PH

up to
500kg
evenly
distributed



DC51PY

- » Fully welded construction for heavy duty use (handles are bolt-on)
- » Exterior grade plywood shelves with steel surround for edge protection. Shelves are centrally positioned within the unit
- » Mobile on 2 fixed & 2 swivel braked 200mm castors (125mm on DC5's)
- » Complete with hasp & staple lock with padlock facility (padlock not included)
- » Extra shelves are available - call for details
- » 500kg load capacity (300kg on the DC5's)

Overall Size L x W x H mm	Storage Vault Cabinets			Storage Vault Cabinets with 1 Shelf		
	Weight kg	Model	Price	Weight kg	Model	Price
1090 x 730 x 1460	109	DC20PH	£750.75	125	DC21PH	£820.70
1090 x 830 x 1260	112	DC40PH	£751.30	128	DC41PH	£821.75
1290 x 730 x 1260	112	DC30PH	£752.20	128	DC31PH	£823.70
1290 x 830 x 1460	114	DC10PH	£788.30	130	DC11PH	£859.00
1310 x 535 x 1060	110	DC50PY	£709.75	126	DC51PY	£773.55

Heavy Duty Roll Container

- » 3 tubular sides & sheet steel base
- » Rigidity bar when the unit is open
- » Nestable units - ideal where space is limited
- » Mobile on 4 swivel, 2 braked, 150mm rubber castors

600kg
evenly
distributed



RI2003



Rigidity Bar

i Information

**IDEAL WHERE
SPACE IS LIMITED**



**LOWER
PRICE**



RI2003
ready for nesting

Overall Size L x W x H mm	Weight kg	Model	Price
800 x 600 x 1690	42	RI2003	£279.95

Distribution Trucks & Roll Containers

Fort® Sturdy Trucks



FJ726H



FJ780H



FJ707H



FJ701H



- » Mobile on 2 fixed & 2 swivel 200mm rubber castors
- » These platform trucks are manufactured from tubular steel with a smooth plywood platform set within a steel angle frame
- » Model FJ780H has 3 removable rails with 7 different positions. Rail heights (from platform) - 320, 630 & 930mm
- » Model FJ726H has the addition of 3 shelves (340mm apart), which will take 40kg each, & also has 2 braked castors

Description	Platform Size mm	Platform Height mm	Overall Height mm	Weight kg	Model	Price
Single Bar End	1200 x 700	310	1000	32	FJ701H	£441.40
Double Bar Ends	1200 x 700	310	1000	34	FJ702H	£539.85
Single Plywood End	1200 x 700	310	1000	33	FJ811H	£543.05
Double Plywood Ends	1200 x 700	310	1000	35	FJ812H	£656.50
Tubular Sided	1200 x 700	310	1000	35	FJ707H	£557.15
Base with 3 Dividing Rails	1200 x 700	310	1240	30	FJ780H	£557.15
Shelf Truck, Base with 3 Shelves	1200 x 700	310	1800	69	FJ726H	£855.55

Security Distribution Trolley



NA700R

- » Shelf size: 1120 x 430mm
- » Handle height: 1000mm
- » Constructed from steel angle with 50 x 50mm mesh sides & centre shelf
- » The trolley has a security latch with padlock facility (*not supplied*)
- » Mobile on 2 fixed, 2 swivel 125mm non-marking quiet running castors

COLOUR OPTIONS

- Red
- Green
- Blue
- Yellow

specify when ordering



Overall Size L x W x H mm	Shelf Heights mm	Weight kg	Model	Price
1220 x 480 x 1100	180, 635, 1070	60	NA700R	£1044.55
2 Braked Castors - Factory Fitted			GM003Z	£52.20



DT1020Y



Shelves adjustable
in 75mm
increments



Lock
Mechanism

DT1020Y Lock



DT1010Y

Heavy Duty Distribution Trucks

- » Manufactured from 50 x 50mm mesh panels with steel frame plywood shelves
- » Complete with 2 shelves which are adjustable in 75mm increments
- » Mobile on 4 cushion swivel 200mm castors
- » Load capacity per shelf: 75 kg
- » DT1020Y is fitted with a locking handle & supplied with keys

Description	Overall Size H x L x W mm	Shelf Size L x W mm	Weight kg	Model	Price
Mesh End Distribution Cage	1770 x 1205 x 725	1100 x 690	60	DT1010Y	£718.10
Security Distribution Cage	1770 x 1205 x 770	1100 x 690	80	DT1020Y	£887.20
Extra Plywood Shelf (must be ordered with the Heavy Duty Distribution Truck)		1100 x 690	6	DT7970ES	£75.15



Narrow Aisle Distribution Trucks



COLOUR OPTIONS

- Red
- Green
- Blue

specify when ordering

- » Overall size: 1180L x 690W x 1850Hmm
- » Deck/shelf size: 1100L x 600Wmm
- » Manufactured from 25mm tubular steel, with either rod infill, mesh infill or just open ended

- » Mobile on 2 fixed, 2 swivel 150mm rubber tyred castors
- » 4 shelf height options - 590, 890, 1190, 1490mm
- » Load capacity - 75kg per shelf

Description	Number of Ends / Sides	Model without Shelves			Model with Shelves			
		Weight	Model	Price	Shelves	Weight	Model	Price
Open Ended	2	-	-	-	2 x Zinc Plated	52 kg	NA602R	£833.90
Rod Infill	2	43 kg	NA603R	£678.35	2 x Zinc Plated	57 kg	NA612R	£866.20
	3	49 kg	NA604R	£726.20	2 x Zinc Plated	63 kg	NA613R	£913.95
	4	55 kg	NA605R	£773.95	2 x Zinc Plated	69 kg	NA614R	£961.65
Full Security Mesh Infill	-	66 kg	NA615R	£1385.00	2 x Zinc Plated	80 kg	NA618R	£1612.85
Optional Extras - Factory Fitted								
Bolt in Zinc Plated Rod Shelf						7 kg	NA621S	£112.10
Braked Castors - 2 off fitted to swivel castors						-	NA004Z	£91.40

Distribution Trucks

- » Mobile distribution trucks ideal for many environments
- » Complete with 2 adjustable steel or plywood shelves with a capacity of 100kg UDL per shelf
- » Mobile on 2 fixed & 2 swivel castors



COLOUR OPTIONS

- Green
- Light Grey
- Blue
- Red

specify when ordering

FROM ONLY
£508.90



Extra Shelves

Overall Size W x D mm	Steel Shelf		Plywood Shelf	
	Model	Price each	Model	Price each
900 x 600	DCESST	£46.30	DCESPL	£56.10

Distribution Trucks - Open Front

Overall Size H x W x D mm	Steel Shelves		Plywood Shelves	
	Model	Price	Model	Price
1355 x 900 x 600	DCOS396	£508.90	DCOP396	£536.90
1655 x 900 x 600	DCOS696	£538.30	DCOP696	£564.95
1955 x 900 x 600	DCOS996	£562.15	DCOP996	£588.80

Distribution Trucks - With Doors

Overall Size H x W x D mm	Steel Shelves		Plywood Shelves	
	Model	Price	Model	Price
1355 x 900 x 600	DCDS396	£642.05	DCDP396	£668.70
1655 x 900 x 600	DCDS696	£677.10	DCDP696	£703.75
1955 x 900 x 600	DCDS996	£712.15	DCDP996	£740.15

Security Trolleys

- » Wire shelf security enclosure complete with 2 height adjustable shelves - ideal for securely storing items but ensuring goods are easily viewed
- » Deep shelves for extra capacity & stability
- » Mobile on 4 swivel 100mm rubber castors, 2 braked
- » Complete with hasp & staple facility (padlock not included)
- » Load capacity per shelf: 80kg



Information

**DEEP SHELVES
FOR EXTRA
CAPACITY &
STABILITY**

Assembly Available

To have the product delivered to you assembled please quote code & price with order



SW092Y

Description	Overall Size H x W x D mm	Weight kg	Assembly Code / Price	Model	Price
Small Unit	1750 x 910 x 650	61	ASF / £40	SW091Y	£525.40
Large Unit	1750 x 1220 x 650	73	ASF / £40	SW092Y	£555.15

LOWER PRICES

Wire Mesh Trolley

- » Wire shelf trolley complete with 4 height adjustable shelves - ideal for storing items but ensuring goods are easily viewed
- » Mobile on 4 swivel 100mm rubber castors, 2 braked
- » Load capacity per shelf: 80kg



Information

**4 HIGH QUALITY
CHROME WIRE
BASKET SHELVES**

Assembly Available

To have the product delivered to you assembled please quote code & price with order

LOWER PRICE



SW491Y

Overall Size H x W x D mm	Basket Size H x W x D mm	Weight kg	Assembly Code / Price	Model	Price
1750 x 910 x 460	135 x 910 x 460	22	ASD / £30	SW491Y	£225.25

Large Size Roll Containers

- » Bright zinc plated finish
- » Mobile on 2 fixed & 2 swivel 100mm nylon castors
- » Robust & durable construction
- » Stackable bases



RB8621



RB8623 & 4 x RC8613



RB8624 & 2 x RC8611

Overall Size H x W mm	Internal Length mm	Weight kg	Roll Container (2 Ends)		Optional Half Side (factory fitted)		Optional Full Side (factory fitted)	
			Model	Price	Model	Price	Model	Price
1680 x 800	1000	23	RB8621	£473.10	RC8611	£71.40	-	-
	1500	35	RB8622	£554.80	RC8612	£88.40	-	-
	2000	47	RB8623	£615.25	RC8613	£120.55	-	-
930 x 800	1000	23	RB8624	£413.50	-	-	RC8611	£71.40
	1500	35	RB8625	£494.65	-	-	RC8612	£88.40
	2000	47	RB8626	£554.35	-	-	RC8613	£120.55

'A' Type Nestable Roll Containers

- » Bright zinc electroplated finish
- » Mobile on 2 fixed & 2 swivel 125mm nylon castors with roller bearings
- » RB1725: on this model the front gate opens through 270°
- » Re-inforced wire base



RB1725
(comes with
1 Shelf)

RB1723

Units Nesting

FROM ONLY
£186.45



External Size L x W x H mm	Internal Height mm	3 Sided		4 Sided		Security (50 x 50mm Mesh)		Shelf to Suit (factory fitted)	
		Model	Price	Model	Price	Model	Price	Model	Price
735 x 830 x 1720	1430	RB1723	£186.45	RB1724	£209.95	RB1725	£234.35	RC7383	£16.15

Demountable Roll Containers

- » Bright zinc electroplated finish with a re-inforced wire base
- » Hygienic - steam clean or pressure wash
- » Detachable rod infill sides for easy storage
- » Mobile on 2 fixed & 2 swivel 100mm nylon castors with roller bearings



RB1693



RB1694



RB1835 & RC7180



RB1692

i Information

MANY SIZES & MODELS AVAILABLE TO SUIT YOUR APPLICATION

PRICES HELD


500kg
evenly distributed

External Size L x W x H mm	Internal Height	2 Sided & Straps		3 Sided		4 Sided (½ Drop Side)		Security (50 x 50mm Mesh)	
		Model	Price	Model	Price	Model	Price	Model	Price
715 x 800 x 1520	1360mm	RB1522	£145.95	RB1523	£170.75	RB1524	£206.25		
715 x 800 x 1690	1530mm	RB1692	£152.75	RB1693	£177.85	RB1694	£212.85	-	-
715 x 800 x 1815	1630mm	RB1812	£156.45	RB1813	£182.25	RB1814	£217.25	-	-
715 x 800 x 1830	1640mm	-	-	-	-	-	-	RB1835	£409.65
Shelf to Suit Above Roll Containers - 715 x 800mm (factory fitted)								RC7180	£16.15

Plastic Base Nestable Roll Containers

- » Bright zinc electroplated finish with heavy duty plastic bases
- » PBR2725: on this model the front gate opens through 270°
- » Mobile on 2 fixed & 2 swivel 125mm nylon castors with roller bearings

NEW



PBR2723



PBR2725
(comes with 1 shelf)



PBR2723 - ready to be nested



3 x PBR2725 Nested

BASE COLOUR OPTIONS

- Red
- Purple
- Blue

specify when ordering



Heavy duty plastic base

Information

IDEAL FOR MANY ENVIRONMENTS

External Size L x W x H mm	Internal Height mm	3 Sided		Security (50 x 50mm Mesh)		Wire Shelf to Suit (factory fitted)	
		Model	Price	Model	Price	Model	Price
735 x 850 x 1690	1430	PBR2723	£206.30	PBR2725	£254.25	RC7383	£16.15

Nesting Stock Trolleys

- » Ergonomically designed handles for your comfort
- » Nestable trolleys with either mesh or solid base
- » Mobile on 4 swivel 125mm rubber tyred castors



Description	Overall Size L x W x H mm	Platform L x W mm	Weight kg	Model	Price
Mesh Base	1170 x 700 x 980	850 x 540/600	20	NST20Y	£248.25
Solid MDF Base	1170 x 700 x 980	850 x 540/600	22	NST30Y	£358.95

3 Way Convertible Trolley

- » Versatile trolley constructed in tubular steel with sides & base of white melamine faced chipboard
- » Trolley sides can be pivoted to form 1 or 2 shelves
- » Platform height: 200mm
- » Shelf & Base Size: 990L x 585Wmm
- » 2 fixed & 2 swivel 125mm wheels



GC8743 - Position 1

Overall Size L x W x H mm	Internal Size L x W x H mm	Wheels	Weight kg	Model	Price
1070 x 610 x 910	990 x 560 x 585	Nylon	35	GC8733	£615.45
		Cushion	35	GC8743	£615.45

5 Way Convertible Trolley

- » Converts quickly & easily into 5 different trolleys
- » Shelves convert without removing any nuts & bolts
- » Versatile trolley constructed in tubular steel with sides & base of varnished, exterior plywood
- » Single shelf section: 375 x 1220mm



GC8765 - Position 2

GC8765 - Position 1



GC8765 - Position 3



GC8765 - Position 4



GC8765 - Position 5

Overall Size L x W x H mm	Wheels	Wt kg	Model	Price
1280 x 760 x 1240	200mm Cushion - Firm Load	70	GC8755	£1047.35
	200mm & 150mm Cushion - Easy Steer	70	GC8765	£1047.35

Wire Mesh Truck



GIS73M



LOWER PRICE

Assembly Available
To have the product delivered to you assembled please quote code & price with order

- » 40mm mesh with a half drop down front
- » Mobile on 2 fixed & 2 swivel braked 125mm castors
- » Internal size of 840L x 545W x 520Hmm

Overall Size L x W x H mm	Weight kg	Assembly Code / Price	Model	Price
1155 x 615 x 905	24	ASD / £30	GIS73M	£367.05

Security Trolley - Mesh

- » Lockable lid for full security & half drop front
- » Mobile on 4 x 200mm rubber (2 fixed & 2 swivel braked)
- » 50 x 50mm mesh sides & half hinged lid which provides easy access & visibility of goods



GIS71M

LOWER PRICE

Key Locking Mechanism

Overall Size L x W x H mm	Weight kg	Model	Price
1100 x 700 x 1140	81	GIS71M	£499.70

Wire Mesh Trucks

- » Constructed from 50mm mesh with 18mm exterior grade plywood base
- » The lids are padlockable (*padlock not included*)
- » Mobile on 2 fixed & 2 swivel 125mm castors
- » When the lid is shut the drop down front will not open leaving a completely secure & enclosed unit



GL1263

GL1573

1260L x 610W x 970Hmm Units

Description	Weight kg	Model	Price
4 Mesh Sides	25	GL1243	£436.80
4 Mesh Sides with Lid	30	GL1253	£552.90
4 Mesh Sides with ½ Drop Side	28	GL1263	£508.05
4 Mesh Sides with ½ Drop Side & Lid	33	GL1273	£624.25

1560L x 730W x 970Hmm Units

Description	Weight kg	Model	Price
4 Mesh Sides	28	GL1543	£576.50
4 Mesh Sides with Lid	35	GL1553	£700.55
4 Mesh Sides with ½ Drop Side	33	GL1563	£632.05
4 Mesh Sides with ½ Drop Side & Lid	40	GL1573	£756.05

Security Trolley



GIS72S

'anti-close' mechanism which stops the lid from closing whilst the unit is in use

LOWER PRICE

- » Lockable lid for full security
- » Half drop front for easy access
- » Mobile on 4 x 200mm rubber (2 fixed & 2 swivel braked)
- » An 'anti-close' mechanism on the lid which keeps the lid in position whilst in use
- » Strong timber deck at the bottom of the unit

Overall Size L x W x H mm	Weight kg	Model	Price
1100 x 700 x 1140	81	GIS72S	£560.65



Hinged Lid Top & 1/2 Drop Side



Anti-slip discs on all platforms & shelves prevent your goods from slipping

Strong sub-structure on all units for greater load capacity

'Proplaz' Blue' Security Trolley

- » Constructed from re-inforced polypropylene decks - ideal for warehouses, offices, workshops etc
- » Lightweight, hygienic & easy to clean
- » Mobile on 2 fixed & 2 swivel 125mm low noise castors
- » Internal size of 860L x 560W x 500Hmm

Platform Size L x W x H mm	Handle Height mm	Weight kg	Assembly Code / Price	Model	Price
900 x 600 x 210	895	29	ASC / £25	PPU24Y	£233.70

Security Box Trolleys

- » Heavy duty - *bigger storage space*
- » Handle height: 1000mm
- » Units have a lockable lid for full security, & a half drop front to aid access to the contents
- » Padlock not supplied
- » Mobile on 2 fixed, 2 swivel 200mm rubber tyred castors



BT273W



BT271M



BT272S

Description	Overall Size W x D x H mm	Useable Body Size W x D x H mm	Weight kg	Model	Price
Steel Box Truck	1320 x 770 x 1140	1150 x 715 x 850	130	BT272S	£1075.15
Wooden Box Truck			110	BT273W	£893.20
Mesh Box Truck			85	BT271M	£924.40

Distribution Trucks & Roll Containers

Board Trolley



GIC96Y

- » Rubber matted platform for grip
- » Adjustable support bar which hooks onto the top of the board & is height adjustable from 1260 to 2050mm depending on the size of your board
- » Subject to availability


HUGE PRICE SAVING

300kg
evenly distributed


SOME ASSEMBLY REQUIRED

Assembly Available
To have the product delivered to you assembled please quote code & price with order

7 day delivery



Adjustable Support Bar



Rubber Matted Platform

Overall Size L x W x H mm	Platform Size L x W mm	Weight kg	Assembly Code / Price	Model	Price
1410 x 560 x 1260/2050	600 x 200	22	ASC / £25	GIC96Y	£124.45

Folding Top Shelf Stock Trolleys

- » Folding top shelf to allow you to fit larger goods on the bottom shelf
- » Available with mesh platform shelf/basket
- » Mobile on 4 swivel 125mm rubber castors
- » Capacity: top shelf 100kg & bottom shelf 200kg



NST40Y
Nested

NST40Y

300kg
evenly distributed

SOME ASSEMBLY REQUIRED

5 YR
GUARANTEE

FROM ONLY
£230.40



NST50Y

Stock Trolley

- » Folding top shelf to allow you to fit larger goods on the bottom shelf
- » Mobile on 4 swivel 125mm rubber castors
- » Load cap: top shelf 50kg & bottom shelf 150kg



NST10Y

200kg
evenly distributed

7 day delivery



3 x NST10Y Nested

Description	Overall Size L x W x H mm	Weight kg	Model	Price
Folding Flat Top Shelf	870 x 530 x 1010	18	NST40Y	£230.40
Folding Basket Top Shelf	870 x 530 x 1010	21	NST50Y	£262.50


Overall Size L x W x H mm	Shelf Heights mm	Weight kg	Model	Price
905 x 540 x 940	220 / 535	24	NST10Y	£191.50

Heavy Duty Dry Wall Board Trolley

- » Mobile on 2 fixed & 2 swivel 200mm heavy duty castors
- » Ideal for a vast range of boards from doors, fences, drywall to large sheet panels
- » The platform incorporates lips either side to help make it easier to put the board on the trolley



DWT80Y



Platform Lips



DWT80Y

Assembly Available
To have the product delivered to you assembled please quote code & price with order

LOWER PRICE

Overall Size L x W x H mm	Weight kg	Assembly Code / Price	Model	Price
1219 x 584 x 1219	40	ASD / £30	DWT80Y	£293.25

Narrow Aisle Cash & Carry Trolley

- » Ideal for use where there is restricted turning space
- » Mobile on 4 x 125mm swivel rubber castors & 2 x 200mm centrally positioned fixed rubber wheels
- » 230mm platform height



GP160H

Information
IDEAL FOR NARROW PASSAGEWAYS

Heavy Duty Board Trolley

- » Mobile on 4 swivel rubber tyred castors
- » Ideal for a vast range of boards from doors, fences, drywall to large sheet panels
- » 300mm deep load space



GS202H



GS203H

Overall Size L x W x H mm	Weight kg	Model	Price
1220 x 400 x 1209	28	GP160H	£421.00
1525 x 400 x 1209	39	GP162H	£436.20

Load Capacity	Overall Size L x W x H mm	Wheels mm	Weight kg	Model	Price
300 kg	1500 x 700 x 1205	125	25	GS202H	£490.55
500 kg	1500 x 700 x 1290	200	28	GS203H	£512.75



Clever Folding Trolley

- » Load capacity: 20kg on top tray & 40kg on bottom tray
- » Manufactured to the recognised European GS standard
- » Manufactured from injection moulded plastic & anodised aluminium
- » Folded size: 670H x 470W x 110L mm



FROM THIS



TO THIS



TO THIS



COLOUR OPTIONS

- Red
- Green
- Black

specify when ordering

Unclip the wheels from the base & clip into the frame of the unit. Push the green button on the handle & lift up to open the unit. Then simply strap the box into the top tray using the Safety Straps & you're ready to go.... The unit even has a foot operated brake between the rear wheels.

Description	Colour	Overall Size L x W x H mm	Weight kg	Model	Price
Clever Trolley - c/w 1 folding box	Green	890 x 550 x 1030	7	GC051Y	£199.60
	Red or Black	890 x 550 x 1030	7	GC058Y	£204.50
Extra Folding Box - 46 litre capacity		525 x 375 x 280	1.5	GC055Z	£24.85*

Cash & Carry Nestable Trolleys

- » Platform size: 1130 x 620mm
- » 100 nestable trolleys can be stored in the space normally occupied by 27 conventional units (37m)
- » Both models with roller bearing wheels
- » Load capacity: GP1633 - 300kg & GP164H - 500kg



2 x GP164H & 1 x GP701A

2 x GP1633 & 1 x GP701A

Overall Size L x W x H mm	Platform Height mm	Wheels mm	Weight kg	Model	Price
Standard					
1230 x 700 x 950	215	2 fixed - 125 2 swivel - 125	23	GP1633	£428.20
Heavy Duty					
1230 x 750 x 975	292	2 fixed - 200 2 swivel - 125	29	GP164H	£501.05
Bottle Basket		500 x 203 mm		GP701A	£42.85

'ProPlaz®' Clever Folding Trolley

- » Load capacity: 25kg on top tray
45kg on bottom tray
- » Manufactured from injection moulded plastic & anodised aluminium
- » Folding boxes are stackable & are kept securely in place by male & female connectors
- » Folding boxes can be stacked up to 4 high
- » Folded size: 670H x 470W x 110D mm



Brake Mechanism

Box Fixing Mechanism



Folding Box Male & Female Connectors

LOWER PRICES

ProPlaz®
clever trolley

3 day delivery



Unclip the wheels from the base & clip into the frame of the unit. Push the blue button on the handle & lift up to open the unit. Then simply strap the box into the top tray using the Safety Straps & you're ready to go.... The unit even has a foot operated brake between the rear wheels.

Description	Overall Size L x W x H mm	Weight kg	Model	Price
Clever Trolley - c/w 1 folding box	890 x 550 x 1030	10	GC062Y	£179.80
46 Litre Extra Folding Box	525 x 375 x 280	1.5	GC066Z	£22.45*

*price applicable when ordering with the GC062Y. Order charges will apply if ordered on their own.

D.I.Y. Trolleys

- » Fully welded construction
- » Heavy duty units suitable for large sheet or panels & heavy bagged / boxed materials
- » Tubular steel support frame helps prevent larger items sliding off

Information

IDEAL FOR A VARIETY OF USES

3YR
GUARANTEE

UK
manufactured



GS200H



GS201H

Overall Size L x W x H mm	Wheels	Load Capacity	Weight kg	Model	Price
1370 x 700 x 1010	4 x 125mm Rubber tyred swivel castors	250 kg	38	GS201H	£594.50
1370 x 700 x 1050	4 x 125mm Rubber tyred swivel castors & 2 x 160mm rubber tyred castors	450 kg	40	GS200H	£641.40