

Turntable, General Purpose & Ackerman Trucks

General Purpose Trucks

- » General Purpose Trucks with either mesh or 15mm exterior grade plywood base
- » Mobile on REACH compliant, 340mm pneumatic steel centred wheels
- » Sides (2 x 275mm drop down) & ends interlock together

400kg
evenly
distributed

5 day
delivery



TI205R
£232.80

TI205R

i Information

GENERAL PURPOSE TRUCKS IDEAL FOR USE THROUGHOUT INDUSTRY

PRICES HELD



TI216R
£205.10

TI216R

Description	Platform Size L x W x H mm	Weight kg	Assembly Code / Price	REACH Compliant Wheels		REACH Compliant Puncture Proof Wheels	
				Model	Price	Model	Price
General Purpose Trucks							
Mesh Base	1200 x 600 x 360	26	ASE / £35	TI212R	£184.55	TI222R	£285.80
Plywood Base		30	ASE / £35	TI216R	£205.10	TI226R	£306.35
General Purpose Trucks with Mesh Sides & Ends							
Mesh Base	1200 x 600 x 360	32	ASF / £40	TI201R	£212.60	TI231R	£313.85
Plywood Base		36	ASF / £40	TI205R	£232.80	TI235R	£334.05



Assembly Available
To have the product delivered to you assembled please quote code & price with order

General Purpose Trucks

PRICES HELD

TI212R
£184.55



TI212R

i Information

UNITS AVAILABLE WITH PUNCTURE PROOF WHEELS "WILL NOT LET YOU DOWN"



i Information

FOR HEAVY DUTY USE WITH A MASSIVE 400KG LOAD CAPACITY

REACH COMPLIANT WHEELS

REACH (Registration, Evaluation, Authorisation & Restriction of Chemicals) is a European regulation that addresses the production & use of chemical substances, & their potential impacts on both human health & the environment

TI201R
£212.60



TI201R

400kg
evenly distributed

5 day
delivery

SOME ASSEMBLY REQUIRED

Turntable, General Purpose & Ackerman Trucks

Plastic Platform Truck

- » Mobile on 330mm pneumatic wheels
- » The corners on this unit are rounded to help prevent damage to walls
- » Handle height of 1090mm & body height of 575mm & frame size of 1170L x 760W x 229Hmm
- » Subject to availability



TI204B

Assembly Available
To have the product delivered to you assembled please quote code & price with order

LOWER PRICE

Overall Size L x W x H mm	Weight kg	Assembly Code / Price	Model	Price
1315 x 765 x 1090	29	ASC / £25	TI204B	£231.85

Turntable Truck

- » Heavy gauge steel frame with 18mm thick plywood deck
- » Heavy duty 4.5mm thick ball race plate for strength & easy movement when fully loaded
- » Mobile on 400mm REACH compliant pneumatic wheels
- » Heavy duty powder coated paint for a supreme finish



Information

**HEAVY DUTY
4.5MM THICK BALL
RACE PLATE FOR
STRENGTH & EASY
MOVEMENT**

TT127705



Platform Size L x W mm	Model	Price
1200 x 770	TT127705	£398.00

Stock Trolley

- » Fully welded frame, push/pull handles & steel base
- » Mobile on 2 fixed & 2 swivel 200mm cushion castors
- » Handle height: 1000mm
- » Durable powder coated finish



GP700H

Platform Size L x W mm	Overall Size L x W x H mm	Weight kg	Model	Price
1000 x 700	1200 x 700 x 1245	30	GP700H	£447.90

Plywood Decked Balanced Trucks



HB850J

HB800J



- » Strong & robust plywood decked trucks
- » Fully welded rolled steel & tubular sections
- » Hinged plywood sides can be easily removed when required
- » Mobile on 2 x 250mm & 2 x 200mm rubber wheels

Overall Size L x W x H mm	Platform Size L x W x H mm	Weight kg	Model	Price
4 Wheel Truck				
1420 x 810 x 1000	1135 x 800 x 450	52	HB800J	£680.85
4 Wheel Truck with 300mm high sides				
1420 x 810 x 1000	1100 x 765 x 450	60	HB850J	£766.95

Industrial General Purpose Trucks

- » Large 1500L x 750Wmm platform
- » Industrial General Purpose Trucks with either mesh or 15mm exterior grade plywood base
 - » Mobile on REACH compliant, 340mm pneumatic steel centred wheels
 - » Sides (2 x 275mm drop down) & ends interlock together

Information

FOR HEAVY DUTY USE WITH A MASSIVE 500KG LOAD CAPACITY



TI541R

FROM ONLY £245.20



TI545R

Information

UNITS AVAILABLE WITH PUNCTURE PROOF WHEELS "WILL NOT LET YOU DOWN"



TI556R



TI552R

Assembly Available
To have the product delivered to you assembled please quote code & price with order



PRICES HELD

Description	Platform Size L x W x H mm	Weight kg	Assembly Code / Price	REACH Compliant Wheels		REACH Compliant Puncture Proof Wheels	
				Model	Price	Model	Price
General Purpose Trucks							
Mesh Base	1500 x 750 x 360	27	ASE / £35	TI552R	£245.20	TI592R	£350.75
Plywood Base		33	ASE / £35	TI556R	£290.65	TI596R	£396.20
General Purpose Trucks with Mesh Sides & Ends							
Mesh Base	1500 x 750 x 360	34.5	ASF / £40	TI541R	£277.45	TI581R	£383.00
Plywood Base		40.5	ASF / £40	TI545R	£327.70	TI585R	£433.25

REACH COMPLIANT WHEELS

REACH (Registration, Evaluation, Authorisation & Restriction of Chemicals) is a European regulation that addresses the production & use of chemical substances, & their potential impacts on both human health & the environment

Turntable, General Purpose & Ackerman Trucks

Tip-A-Trucks

- » Unique tipping action - the trucks easily tip when lifted to make it easier to dispense the contents
- » Large wheels give these units a smooth ride over rough & uneven terrain
- » The easy to clean polyethylene body is supported by a strong & durable steel frame

UNIQUE TIPPING ACTION



As the unit is tipped, the wheels slide to the middle of the unit, giving you a greater degree of stability when emptying

Locking mechanism keeps the easy clean Polyethylene body from tipping, controlled by an easy release mechanism



Assembly Available
To have the product delivered to you assembled please quote code & price with order

Load Capacity	Capacity Litres	Overall Size L x W x H mm	Wheel Size	Weight kg	Assembly Code / Price	Model	Price
200 kg	80	1150 x 500 x 470	250mm	17	ASC / £25	TI207B	£149.95
400 kg	125	1180 x 580 x 630	300mm	25	ASC / £25	TI208B	£199.95

'Hefty' Wheelbarrow

- » Heavy duty polypropylene plastic body with a strong galvanised steel frame & reinforced galvanised base plate
- » Mobile on a 400mm pneumatic wheel



Capacity Litres	Overall Size L x W x H mm	Model	Price
110	1280 x 540 x 590	WB714B	£89.95

Galv. & Steel Pan Wheelbarrows

- » WB713B: features galvanised steel rust resistant body. Mobile on a 300mm pneumatic wheel for use over rough terrain
- » WB712B: features under pan support that gives far greater strength. Mobile on a 300mm pneumatic wheel for uneven terrain



Body Material	Capacity Litres	Overall Size L x W x H mm	Model	Price
Galvanised	90	1280 x 590 x 540	WB713B	£71.60
Steel	90	1280 x 590 x 540	WB712B	£69.95

H.D 200L Wheelbarrow

- » Strong galvanised steel frame & polypropylene body
- » Mobile on 2 x 400mm pneumatic wheels for use over rough terrain



WB200B
£219.90

PRICE HELD

i Information

LARGE 200L HEAPED CAPACITY

Capacity Litres	Overall Size L x W x H mm	Body Size L x W x H mm	Weight kg	Model	Price
200	1620 x 700 x 770	1080 x 700 x 420	20	WB200B	£219.90

Prime Heavy Duty Turntable Trucks

- >> 250mm dia rubber, steel centred heavy duty wheels
- >> Handle height: 1070mm
- >> 180mm fixed ends & hinged sides
- >> TI802B & TI801B incorporate a heavy duty handle operated park brake - lift the handle up & it operates the stoppers on the wheels

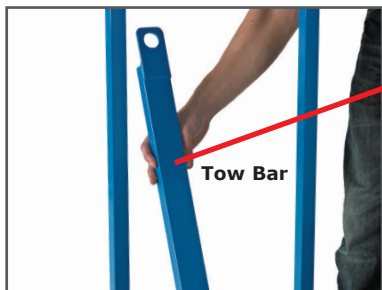


Description	Platform Size L x W x H mm	Weight kg	Standard Unit			Units with Brake		
			Assembly Code / Price	Model	Price	Assembly Code / Price	Model	Price
Flat Deck Unit	1250 x 700 x 335	65	ASF / £40	TI812B	£456.65	ASF / £40	TI802B	£478.80
4 Sided Unit		86	ASF / £40	TI811B	£526.20	ASF / £40	TI801B	£551.95

Assembly Available
To have the product delivered to you assembled please quote code & price with order

Tow Trucks

- >> Fully welded frame construction with fixed ends
- >> Designed for either manual or power towing using the rear towing hitch & towbar
- >> Mobile on 2 swivel 200mm rubber castors & 2 fixed 200mm rubber wheels
- >> 18mm exterior grade plywood deck - varnished



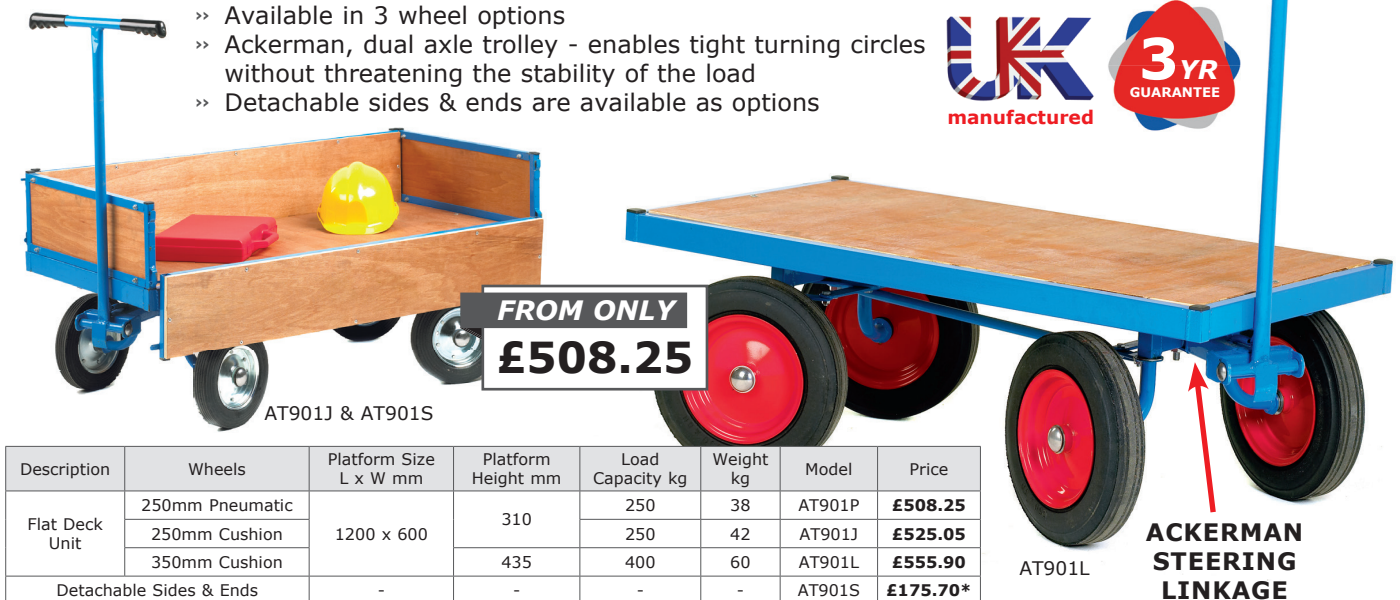
FROM ONLY £930.15



Platform Size L x W mm	Overall Size L x W x H mm	Weight kg	Manual Unit		Towbar Unit	
			Model	Price	Model	Price
1500 x 1000	1700 x 1000 x 1065	75	WTT01M	£930.15	WTT01T	£1014.90
2000 x 1000	2200 x 1000 x 1065		WTT02M	£1006.00	WTT02T	£1090.65

Four Wheel Ackerman Trucks

- >> Available in 3 wheel options
- >> Ackerman, dual axle trolley - enables tight turning circles without threatening the stability of the load
- >> Detachable sides & ends are available as options



Description	Wheels	Platform Size L x W mm	Platform Height mm	Load Capacity kg	Weight kg	Model	Price
Flat Deck Unit	250mm Pneumatic	1200 x 600	310	250	38	AT901P	£508.25
	250mm Cushion			250	42	AT901J	£525.05
	350mm Cushion			400	60	AT901L	£555.90
Detachable Sides & Ends	-	-	-	-	-	AT901S	£175.70*

*price applicable when ordering with the Ackerman Trucks. Order charges will apply if ordered on their own.

Turntable, General Purpose & Ackerman Trucks

Utility Turntable Trucks

- » Fully welded construction with exterior grade plywood deck with optional factory fitted fixed plywood sides & ends
- » Friction turntable mechanism with fixed rear axle



Platform Size L x W x H mm	Wheel Type	Truck without Sides & Ends			Truck with 200mm Sides & Ends		
		Wt. kg	Model	Price	Wt. kg	Model	Price
900 x 500 x 328	200mm Rubber	21	GP901H	£354.00	28	GP902H	£431.75
900 x 500 x 398	260mm Pneumatic	21	GP901P	£403.15	28	GP902P	£480.35
1200 x 600 x 328	200mm Rubber	28	GP903H	£397.15	37	GP904H	£503.40
1200 x 600 x 398	260mm Pneumatic	28	GP903P	£447.30	37	GP904P	£553.75
1500 x 700 x 328	200mm Rubber	35	GP905H	£491.00	45	GP906H	£644.60
1500 x 700 x 398	260mm Pneumatic	35	GP905P	£544.85	45	GP906P	£697.75

2 Tonne Trucks

- » Heavy duty steel frame with exterior grade plywood deck & mobile on H.D. 300mm wheels
- » Heavy duty ball bearing turntable assembly for easy movement when fully loaded



Heavy duty ball bearing turntable assembly for easy movement when fully loaded



TT2000Y

Platform Size L x W mm	Handle Height mm	Weight kg	Model	Price
1200 x 600	1080	90	TT1200Y	£1189.55
1500 x 800	1080	110	TT1500Y	£1284.85
2000 x 1000	1080	130	TT2000Y	£1406.00

Rough Terrain Trucks

- » The aluminium deck model has an all tubular steel deck surround with radiused corners & an aluminium chequer plate deck
- » It is fitted with a ball bearing turntable plate & the handle is spring loaded to return to upright position
- » The sheet steel & expanded metal models have a 35mm lip all round the deck



Sheet Steel Deck

910L x 610W x 300H Platform Size

Wheels	Load Cap. kg	Weight kg	Model	Price
200mm Cushion	350	35	GP897H	£502.30
250mm Pneumatic	450	36	GP898P	£578.20
250mm Cushion	450	39	GP899J	£578.20

Expanded Steel Deck

910L x 610W x 280H Platform Size

Wheels	Load Cap. kg	Weight kg	Model	Price
200mm Cushion	350	27	GP997H	£505.45
250mm Pneumatic	450	28	GP998P	£580.85
250mm Cushion	450	31	GP999J	£580.85

Aluminium Deck

1000L x 650W x 320H Platform Size

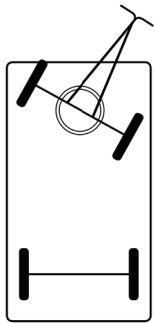
Wheels	Load Cap. kg	Weight kg	Model	Price
250mm Pneumatic	500	33	GP716P	£803.60
250mm Cushion	500	36	GP717J	£803.60

Box Body

900L x 600W x 250H with 18mm Plywood Base

Description	Model	Price
Factory Fitted to suit Sheet Steel or Expanded Steel Models	GP890Z	£162.75

Hand Drawn Trucks



NT502B



NT482B



- » All sizes are fitted with a friction turntable plate assembly. Ball Bearing turntable plate assembly is available on all models - call for details
- » Both metal & plywood sided units have removable hinged sides & fixed ends

Friction Parking Brake

Description	Model	Price
Friction Parking Brake - Can be fitted to all new trucks. Operated by a foot pedal at the rear of the platform	ET709A	£248.50



NT482B & 2000x1000/TG10



NT482B & 2000x1000/WG

Wire Mesh Superstructure

- » Suitable for trucks without sides & ends
- » Height: 910mm infilled with 50 x 50mm mesh & a half drop side gate
- » Demountable to enable wider application

Platform Size mm	Box with Half Drop Side Suffix	Price
1220 x 760	/ WG	£572.20
1500 x 760	/ WG	£641.95
2000 x 1000	/ WG	£772.25

Tubular Steel Superstructure

- » Factory fitted
- » Available either 500 or 1000mm high. 1000mm high comes with a half side for easy access
- » Demountable to enable wider application

Platform Size mm	Tubular Steel Suffix - 500mm High	Price	Tubular Steel Suffix - 1000mm High	Price
1220 x 760	/TG5	£335.95	/TG10	£548.80
1500 x 760	/TG5	£616.05	/TG10	£655.00
2000 x 1000	/TG5	£642.90	/TG10	£684.40

Load Capacity	Platform Size mm	Platform Height mm	Wheels	Without Sides & Ends			With Plywood Sides & Ends 300mm Deep			With Sheet Steel Sides & Ends 200mm Deep		
				Weight kg	Model	Price	Weight kg	Model	Price	Weight kg	Model	Price
750 kg	1220 x 760	480	350mm Cushion Roller Bearing	60	NT480L	£688.90	84	NT490L	£979.75	108	NT500L	£992.15
		505	400mm Cushion Roller Bearing	70	NT480M	£727.50	94	NT490M	£1018.15	118	NT500M	£1030.40
		505	400mm Pneumatic Roller Bearing	50	NT480B	£669.20	74	NT490B	£960.00	98	NT500B	£972.35
750 kg	1500 x 760	480	350mm Cushion Roller Bearing	65	NT481L	£757.40	91	NT491L	£1080.65	117	NT501L	£1072.75
		505	400mm Cushion Roller Bearing	75	NT481M	£792.80	101	NT491M	£1116.40	127	NT501M	£1108.50
		505	400mm Pneumatic Roller Bearing	55	NT481B	£742.15	81	NT491B	£1065.25	107	NT501B	£1057.60
750 kg	2000 x 1000	480	350mm Cushion Roller Bearing	85	NT482L	£889.70	119	NT492L	£1263.25	153	NT502L	£1246.00
		505	400mm Cushion Roller Bearing	95	NT482M	£908.80	129	NT492M	£1282.25	163	NT502M	£1265.15
		505	400mm Pneumatic Roller Bearing	70	NT482B	£866.65	104	NT492B	£1240.20	138	NT502B	£1222.85

Turntable, General Purpose & Ackerman Trucks

Turntable & Ackerman Trucks



**FROM ONLY
£835.65**

TP622C

i Information

**SUITABLE FOR
USE THROUGHOUT
INDUSTRY**

» Manufactured from fully welded tubular steel & angle section with an exterior grade plywood platform

- » **Turntable Trucks:** fitted with ball-bearing turntable assembly. Easily steered when loaded
- » **Ackerman Trucks:** steers from a central pivot, transmitted by adjustable track rods. No possibility of tipping whilst turning as the wheels are located underneath the corners at all times



TP602C

Description	Model	Price
Friction Parking Brake - Can be fitted to all new trucks. Operated by a foot pedal at the rear of the platform	TP709A	£248.50

Wire Mesh Superstructure

- » Suitable for turntable or ackerman trucks without sides & ends
- » Height: 915mm infilled with 50 x 50mm mesh
- » Box construction with 1 lift out long side

Platform Size mm	Box Suffix	Price	Box with Half Drop Side Suffix	Price
1200 x 700	/ WM	£526.30	/ WG	£572.70
1500 x 800	/ WM	£620.80	/ WG	£641.95
2000 x 1000	/ WM	£762.05	/ WG	£772.25

Load Capacity	Platform Size mm	Platform Height mm	Wheels 4 x Roller Bearing	Without Sides & Ends			With Sides & Ends (300mm Deep)		
				Weight	Plywood Model	Price	Weight	Plywood Model	Price
Turntable Trucks									
750 kg	1200 x 700	505	400mm Pneumatic	62 kg	TP600C	£835.65	88 kg	TP620C	£1297.60
1000 kg	1500 x 800		400mm Cushion	105 kg	TP601M	£1071.75	133 kg	TP621M	£1604.45
			400mm Pneumatic	77 kg	TP601C	£968.90	105 kg	TP621C	£1490.25
	2000 x 1000		400mm Cushion	132 kg	TP602M	£1314.35	165 kg	TP622M	£1838.20
			400mm Pneumatic	105 kg	TP602C	£1201.55	138 kg	TP622C	£1724.75
Two Wheel Ackerman Trucks									
1000 kg	1500 x 800	505	400mm Pneumatic	79 kg	TP603C	£1197.40	109 kg	TP623C	£1656.75
			400mm Cushion	106 kg	TP603M	£1311.05	137 kg	TP623M	£1773.95
	2000 x 1000		400mm Pneumatic	99 kg	TP604C	£1380.35	133 kg	TP624C	£1911.70
			400mm Cushion	126 kg	TP604M	£1493.50	160 kg	TP624M	£2025.00

Industrial Trailers

- » CE marked & plated
- » Platforms of exterior grade plywood construction
- » Ball bearing turntable design assuring easy turning even when fully laden
- » Safety Features Include:
 - » A 'stop' prevents the drawbar dropping below 230mm from the ground
 - » A 'lock' holds the drawbar vertically
 - » Heavy king pins & spring loaded retaining ball in the rear coupling pin ensure safe towing & eliminates self-releasing
- » Wire mesh superstructure, many more sizes & options are available - call for details



Description	Model	Price
Towing Hitch - When several trailers are to be used in a train. A rear towing hitch can be fitted to all new trucks	IT710A	£100.05

Description	Model	Price
Friction Parking Brake - Can be fitted to all new trucks. Operated by a foot pedal at the rear of the platform	IT709A	£253.30

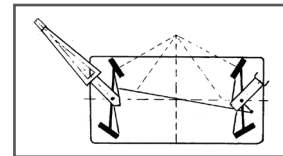
**FROM ONLY
£1332.70**



Load Capacity	Platform Size mm	Platform Height mm	Wheels 4 x Roller Bearing	Without Sides & Ends			With Sides & Ends (300mm Deep)		
				Weight	Model	Price	Weight	Model	Price
1000 kg	2000 x 1000	505	400mm Pneumatic	110 kg	IT541C	£1332.70	143 kg	IT561C	£1933.15
			400mm Cushion	138 kg	IT541M	£1459.55	171 kg	IT561M	£2059.65

Heavy Duty Industrial Trailers

- » CE Marked & Plated
- » Towing eye diameter 50mm
- » Safety features include:
 - » A 'stop' prevents the drawbar dropping below 230mm
 - » A 'lock' holds the drawbar vertically
 - » Heavy king pins & spring loaded retaining ball in the rear coupling pin ensure safe towing & eliminates self-releasing



Four Wheel Steering Ackerman Trailer

ACKERMAN STEERING TRAILERS

- » Ackerman steering for tight turning circles without destabilising the load
- » Removable drawbar which can be used at either end of the trailers
- » Heavy duty steering turrets fitted with thrust bearing & phosphor bronze bushes



Load Capacity	Platform Size L x W mm	Platform Height mm	Wheels	Platform Type	Weight kg	Model	Price
Heavy Duty Industrial Trailers							
5000kg	2500 x 1250	420	300mm Cast Centred Polyurethane Tyres 32mm Taper Roller Bearing	Steel - Chequer Plate	350	HT875P	£6383.40
		470		Exterior Grade Plywood	350	HT895P	£6577.20
Four Wheel Steering Ackerman Trailers							
3000kg	2500 x 1250	580	450mm Solid Rubber Tyred 30mm Roller Bearings	Steel - Chequer Plate	350	HA573N	£4679.25
		630		Exterior Grade Plywood	350	HA583N	£5045.50

Electric Tugs

- » Reduces strain & manual exertions for users
- » Great alternative to forklifts
- » Interchangeable battery packs are ideal to cover multiple working shifts (extra battery packs available)
- » Many hitch options available - please see below. Electric & specialist hitches also available - call for more details

NEW

**FROM ONLY
£2903.75**



Information

**DEMONSTRATIONS
AVAILABLE - PLEASE
CALL FOR DETAILS**

Information

**SUITABLE FOR
MANY INDUSTRIES
& APPLICATIONS**



Electric Tug - Hitch Options



No	Description	Model	Price
1	Ball Top Hitch	MT01H	£140.15
2	Pin Hitch	MT02H	£140.15
3	Ball Top Hitch with Flat Plate	MT03H	£140.15
4	Pin Hitch with Flat Plate	MT04H	£140.15

Premium Electric Tug



1500kg towing capacity

NEW

2 YR GUARANTEE

7 day delivery

MT100312

- » Compact design - can be used where other materials handling equipment can't be used because of their dimensions
- » Pedestrian tug doesn't require a licence - safe tillerhead controls
- » Equipped with a 5 speed switch
- » Interchangeable battery pack system so it is ideal to cover multiple working shifts (extra battery packs available)
- » Mobile on 340mm pneumatic driving wheels but many other wheel types are available - please call for details

Towing Capacity	Overall Size L x W x H mm	Wheelbase mm	Turning Circle mm	Driving Wheels	Model	Price
1500kg	592 x 535 x 1256	340	900	340mm Pneumatic	MT100312	£5182.25

Electric Tug - 1500kg

- » Allows easy pulling operations in low duty applications over short distances
- » Rear castors ensure higher stability when in use
- » Interchangeable battery pack system so it is ideal to cover multiple working shifts (extra battery packs available)
- » Mobile on 250mm solid foam filled wheels

NEW



1500kg towing capacity

7 day delivery

MT100215

Electric Tug - 1000kg

- » Allows easy pulling operations in low duty applications over short distances
- » Interchangeable battery pack system so it is ideal to cover multiple working shifts (extra battery packs available)
- » Rear castors ensure higher stability when in use
- » Adjustable tiller position for easy operation
- » Mobile on 250mm non-marking solid tyres

NEW



1500kg towing capacity

7 day delivery

MT100110

Towing Capacity	Overall Size L x W x H mm	Wheelbase mm	Turning Circle mm	Model	Price
1500kg	590 x 700 x 1350	345	950	MT100215	£3822.25

Towing Capacity	Overall Size L x W x H mm	Wheelbase mm	Turning Circle mm	Model	Price
1000kg	487 x 460 x 1250	325	950	MT100110	£2903.75